



PRECISION CRAFTSMANSHIP

Air Curtain Dehumidifier Convection Fan



Qimma Contracting co.

+966 057 678 21 48 +966 568 065 369

Contact@qimma-tech.net

www.qimma-tech.net

6587 Faidh Al Samaa st., Ar Ruwais dirt., Jeddah

PRODUCT CATALOG

Your Expert in Customized Air Solutions

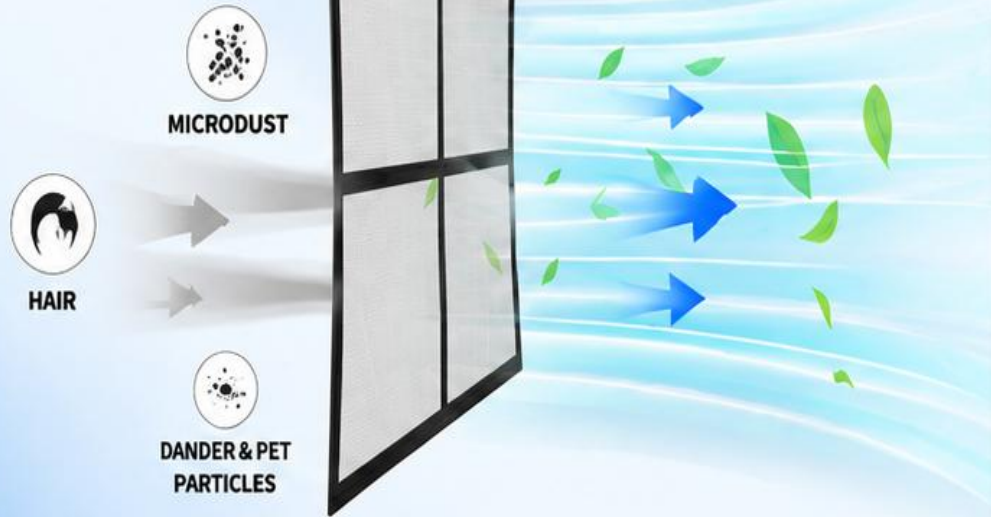
FILTER SCREEN

Filters dust, hair, and other impurities from the air, which can reduce the the damage rate of motor, extend operating life of the air curtains, and reduce the noise level.

- 1. Efficient Dust & Particle Filtration
- 2. Extended Equipment Lifespan
- 3. Cleaner, Fresher Airflow

Core Guardian Filter

Captures Airborne Impurities Effectively,
Protect Your Curtain and Enhance Air Quality.



Benefits of Air Curtains

Powerful Protection, All-Season Advantage

Boost Sales & Enhance Experience

Keep your doors open, invite more customers in. Create a welcoming environment that encourages browsing and increases sales opportunities while maintaining a comfortable indoor climate.

Comfort & Hygiene

Maintain indoor comfort levels and prevent outdoor pollutants, dust, and insects from entering, ensuring a healthier space.

Energy Efficiency

Minimize air exchange and reduce heating or cooling loss, lowering energy consumption and operational costs.

Safety & Practicality

Create a seamless barrier—keeping the elements out while allowing people and equipment to move effortlessly through. Ideal for commercial spaces such as stores, restaurants, warehouses, and more.

Infrared Sensing Technology

High-precision infrared sensing enables accurate detection of human presence and real-time activation of the air curtain system while minimizing energy waste. It provides intelligent automatic start and stop control with stable performance, ensuring energy conservation and a comfortable environment.



Door Magnetic Sensor Technology

The door magnetic sensor switch detects the door status in real time and synchronizes with the air curtain system. When the door opens, the air curtain starts automatically, preventing outdoor air intrusion, insects and dust; when the door closes, it stops to reduce energy consumption and noise.





Commercial Air Curtains

The perfect choice for your business, commercial air curtains are the most effective way to keep your indoor environment comfortable and energy efficient. They are designed to create a barrier of air that prevents outside air from entering your building, reducing energy costs and improving indoor air quality.




Company Profile



QIMMA TECH CONTRACTING company is a professional enterprise which specializes in research, manufacture and marketing HVAC materials and equipment. We have different kind of products including Cross-Flow Air Curtain, Centrifugal Air Curtain, Ventilation Fan and relative accessories etc. "HVAC Materials and Equipment Center" is our blueprint. We have advanced machines and good experienced engineer team as well as unique style in the design. In the process of manufacturing and testing we strictly implement advanced quality control system to ensure the best product to our clients. We offer OEM service to meet the demand of different clients and have good relationship with many famous brands worldwide. Most of our products are well received in the world especially in European, South America, Asia and Middle East. In order to develop in international market, we apply various certificate such as CB, CE, SASO, CCC etc. In the future, we will continuously focus on research and development of new product and provide better service to our customers.

Air Curtain



| Model B | Rated Voltage | Input Power (w) | Air Speed (m/s) | Air Volume (m ³ /h) | Noise (dB) | Installation High (m) | N.W (kg) | G.W (kg) | Dimension (mm) | Packing Size (mm) |
|--------------|---------------|-----------------|-----------------|--------------------------------|------------|-----------------------|----------|----------|----------------|-------------------|
| FM-1209B-2Y | 220V 50/60Hz | 115 | 10-11 | 1380 | 44 | 2.3-3.0 | 7.6 | 8.8 | 900x165x200 | 960x200x250 |
| FM-1210B-2Y | 220V 50/60Hz | 135 | 10-11 | 1560 | 44 | 2.3-3.0 | 8.0 | 9.3 | 1000x165x200 | 1060x200x250 |
| FM-1212B-2Y | 220V 50/60Hz | 160 | 10-11 | 1920 | 45 | 2.3-3.0 | 9.9 | 11.3 | 1200x165x200 | 1260x200x250 |
| FM-1215B-2Y | 220V 50/60Hz | 200 | 10-11 | 2460 | 46 | 2.3-3.0 | 10.9 | 12.5 | 1500x165x200 | 1560x200x250 |
| FM-1218B-2Y | 220V 50/60Hz | 230 | 10-11 | 3000 | 47 | 2.3-3.0 | 14.1 | 15.9 | 1800x165x200 | 1860x200x250 |
| FM-1220B-2Y | 220V 50/60Hz | 270 | 10-11 | 3360 | 49 | 2.3-3.0 | 14.5 | 16.6 | 2000x165x200 | 2060x200x250 |
| FM-1209B1-2Y | 220V 50/60Hz | 150 | 12-13 | 1820 | 45 | 3.0-3.5 | 10.1 | 11.4 | 900x190x225 | 960x225x275 |
| FM-1210B1-2Y | 220V 50/60Hz | 170 | 12-13 | 2060 | 45 | 3.0-3.5 | 10.7 | 12.1 | 1000x190x225 | 1060x225x275 |
| FM-1212B1-2Y | 220V 50/60Hz | 210 | 12-13 | 2540 | 46 | 3.0-3.5 | 12.8 | 14.3 | 1200x190x225 | 1260x225x275 |
| FM-1215B1-2Y | 220V 50/60Hz | 240 | 12-13 | 3250 | 47 | 3.0-3.5 | 15.7 | 17.4 | 1500x190x225 | 1560x225x275 |
| FM-1218B1-2Y | 220V 50/60Hz | 280 | 12-13 | 3960 | 48 | 3.0-3.5 | 18.6 | 20.5 | 1800x190x225 | 1860x225x275 |
| FM-1220B1-2Y | 220V 50/60Hz | 320 | 12-13 | 4440 | 50 | 3.0-3.5 | 19.1 | 21.3 | 2000x190x225 | 2060x225x275 |
| FM-1509B-2Y | 220V 50/60Hz | 230 | 14-15 | 2130 | 47 | 4.5-5.0 | 12.6 | 14.0 | 900x210x255 | 960x245x305 |
| FM-1510B-2Y | 220V 50/60Hz | 250 | 14-15 | 2450 | 47 | 4.5-5.0 | 13.4 | 15.0 | 1000x210x255 | 1060x245x305 |
| FM-1512B-2Y | 220V 50/60Hz | 320 | 14-15 | 2960 | 48 | 4.5-5.0 | 15.8 | 17.4 | 1200x210x255 | 1260x245x305 |
| FM-1515B-2Y | 220V 50/60Hz | 370 | 14-15 | 3790 | 50 | 4.5-5.0 | 18.6 | 20.4 | 1500x210x255 | 1560x245x305 |

Q SERIES AIR CURTAIN

- Suitable for all commercial settings
- High-efficiency motor
- Remotely controllable
- Extra-large airflow

A best-selling classic with a wide size range (60-200cm) cross-flow type with remote control, popular in Middle East projects. Certified with CE, CB, SASO.

AVAILABLE COLORS

- Black
- White

OPTIONAL ACCESSORIES

- Filter screen
- Human Body Sensor
- Human Body Sensor




E SERIES AIR CURTAIN

- Suitable for all commercial settings
- High-efficiency motor
- Remotely controllable
- Extra-large airflow

Modern cross-flow air curtain with upgraded panel and remote control

OPTIONAL ACCESSORIES

- Filter screen
- Human Body Sensor
- Human Body Sensor



Technical Parameter

| Model | Rated voltage(V) | Rated frequency(Hz) | Power (W) | Wind speed (m/s) | Airflow (m ³ /h) | Noise (dB) | Weight (kg) | Size (cm) |
|------------|------------------|---------------------|-----------|------------------|-----------------------------|------------|-------------|-----------|
| HFM-1206Q | 220/110 | 50/60 | 80 | 8-11 | 1300 | 50 | 5 | 60x19x16 |
| HFM-1209Q | 220/110 | 50/60 | 100 | 8-11 | 1600 | 54 | 6.8 | 90x19x16 |
| HFM-1210Q | 220/110 | 50/60 | 120 | 8-11 | 1900 | 54 | 7.2 | 100x19x16 |
| HFM-1212Q | 220/110 | 50/60 | 135 | 8-11 | 2200 | 54 | 8 | 120x19x16 |
| HFM-1215Q | 220/110 | 50/60 | 180 | 8-11 | 3000 | 56 | 10 | 150x19x16 |
| HFM-1218Q | 220/110 | 50/60 | 200 | 8-11 | 3800 | 57 | 12 | 180x19x16 |
| HFM-1218Qs | 220/110 | 50/60 | 530 | 8-11 | 3800 | 58 | 13.5 | 180x19x16 |
| HFM-1220Q | 220/110 | 50/60 | 280 | 8-11 | 4200 | 58 | 14 | 200x19x16 |
| HFM-1220Qs | 220/110 | 50/60 | 560 | 8-11 | 4200 | 59 | 15 | 200x19x16 |

Technical Parameter

| Model | Rated voltage(V) | Rated frequency(Hz) | Power (W) | Wind speed (m/s) | Airflow (m ³ /h) | Noise (dB) | Weight (kg) | Size (cm) |
|-----------|------------------|---------------------|-----------|------------------|-----------------------------|------------|-------------|-----------|
| HFM-1209E | 220/110 | 50/60 | 100 | 8-11 | 1300 | 54 | 6.8 | 90x15x19 |
| HFM-1210E | 220/110 | 50/60 | 120 | 8-11 | 1600 | 54 | 7.2 | 100x15x19 |
| HFM-1212E | 220/110 | 50/60 | 135 | 8-11 | 1900 | 54 | 8 | 120x15x19 |
| HFM-1215E | 220/110 | 50/60 | 180 | 8-11 | 2200 | 56 | 10 | 150x15x19 |
| HFM-1218E | 220/110 | 50/60 | 200 | 8-11 | 3000 | 57 | 12 | 180x15x19 |
| HFM-1220E | 220/110 | 50/60 | 280 | 8-11 | 3800 | 58 | 14 | 200x15x19 |

B SERIES AIR CURTAIN

- Suitable for all commercial settings
- High-efficiency motor
- Remotely controllable
- Extra-large airflow



Enhanced motor performance with cross-flow air curtain and hexagonal grille design. Certified with ISO9001 and CE.

Technical Parameter

| Model | Rated voltage(V) | Rated frequency(Hz) | Power (W) | Wind speed (m/s) | Airflow (m ³ /h) | Noise (dB) | Weight (kg) | Size (cm) |
|-----------|------------------|---------------------|-----------|------------------|-----------------------------|------------|-------------|-----------|
| HFM-3009B | 220/110 | 50/60 | 135 | 9-13 | 2000 | 54 | 10.5 | 90x21x22 |
| HFM-3012B | 220/110 | 50/60 | 165 | 9-13 | 2600 | 54 | 13 | 120x21x22 |
| HFM-3015B | 220/110 | 50/60 | 215 | 9-13 | 3200 | 57 | 16 | 150x21x22 |
| HFM-3018B | 220/110 | 50/60 | 240 | 9-13 | 4000 | 58 | 17.5 | 180x21x22 |
| HFM-3020B | 220/110 | 50/60 | 285 | 9-13 | 4400 | 59 | 20 | 200x21x22 |

S SERIES AIR CURTAIN

- Suitable for all commercial settings
- High-efficiency motor
- Remotely controllable
- Extra-large airflow



Upgraded wheel diameter and blade angle, delivers a stronger air barrier for entrances with heavy pedestrian traffic.

Technical Parameter

| Model | Rated voltage(V) | Rated frequency(Hz) | Power (W) | Wind speed (m/s) | Airflow (m ³ /h) | Noise (dB) | Weight (kg) | Size (cm) |
|-------------|------------------|---------------------|-----------|------------------|-----------------------------|------------|-------------|-----------|
| HFM-4009S-A | 220/110 | 50/60 | 160 | 10-14 | 2400 | 59 | 10.5 | 90x18x25 |
| HFM-4012S-A | 220/110 | 50/60 | 180 | 10-14 | 3000 | 61 | 13.5 | 120x18x25 |
| HFM-4015S-A | 220/110 | 50/60 | 240 | 10-14 | 3600 | 62 | 17 | 150x18x25 |
| HFM-4018S-A | 220/110 | 50/60 | 300 | 10-14 | 4400 | 64 | 19.5 | 180x18x25 |

Centrifugal LY-A SERIES

Air Curtain

AVAILABLE COLORS
White/Black White

- Suitable for all commercial settings
- High-efficiency motor
- Remotely controllable
- Centrifugal Light-Sound Turbine



The wind speed transition is smooth and seamless, delivering a natural and steady downward airflow. The powerful airflow effectively isolates the unit from external pollutants, allowing for free adjustment of settings to meet diverse needs.

Technical Parameter

| Model | Rated voltage(V) | Rated frequency(Hz) | Power (W) | Wind speed (m/s) | Airflow (m ³ /h) | Noise (dB) | Weight (kg) | Size (cm) |
|---------------|------------------|---------------------|-----------|------------------|-----------------------------|------------|-------------|-----------|
| HFM-3509-LY-A | 220/110 | 50/60 | 260 | 14-18 | 2600 | 56 | 12.5 | 90x23x21 |
| HFM-3512-LY-A | 220/110 | 50/60 | 400 | 14-18 | 3200 | 57 | 15 | 120x23x21 |
| HFM-3515-LY-A | 220/110 | 50/60 | 500 | 14-18 | 3800 | 59 | 19 | 150x23x21 |
| HFM-3518-LY-A | 220/110 | 50/60 | 600 | 14-18 | 4600 | 62 | 22.5 | 180x23x21 |
| HFM-3520-LY-A | 220/110 | 50/60 | 700 | 14-18 | 4600 | 62 | 24 | 200x23x21 |

Centrifugal LY-B SERIES

Air Curtain

AVAILABLE COLORS
Black White

- Suitable for all commercial settings
- High-efficiency motor
- Remotely controllable
- Centrifugal Light-Sound Turbine



The primary purpose of explosion-proof measures is to prevent the formation of explosive gas/dust mixtures, eliminate ignition sources and maintain a clean environment.

Technical Parameter

| Model | Rated voltage(V) | Rated frequency(Hz) | Power (W) | Wind speed (m/s) | Airflow (m ³ /h) | Noise (dB) | Weight (kg) | Size (cm) |
|---------------|------------------|---------------------|-----------|------------------|-----------------------------|------------|-------------|-----------|
| HFM-3509-LY-B | 220/110 | 50/60 | 260 | 14-18 | 2600 | 56 | 12.5 | 90x23x21 |
| HFM-3512-LY-B | 220/110 | 50/60 | 400 | 14-18 | 3200 | 57 | 15 | 120x23x21 |
| HFM-3515-LY-B | 220/110 | 50/60 | 500 | 14-18 | 3800 | 59 | 19 | 150x23x21 |
| HFM-3518-LY-B | 220/110 | 50/60 | 600 | 14-18 | 4600 | 62 | 22.5 | 180x23x21 |
| HFM-3520-LY-B | 220/110 | 50/60 | 700 | 14-18 | 4600 | 62 | 24 | 200x23x21 |

Centrifugal LY SERIES

Air Curtain



Suitable for all commercial settings



High-efficiency motor



Remotely controllable



Centrifugal Light-Sound Turbine

The wind speed transition is smooth and seamless, delivering a natural and steady downward airflow. The powerful airflow effectively isolates the unit from external pollutants, allowing for free adjustment of settings to meet diverse needs.

Centrifugal LY-C SERIES

Air Curtain

AVAILABLE COLORS



Suitable for all commercial settings



High-efficiency motor



Remotely controllable



Centrifugal Light-Sound Turbine

Centrifugal air curtain, strong airflow with square black-gold housing for stylish commercial environments.

Technical Parameter

| Model | Rated voltage(V) | Rated frequency(Hz) | Power (W) | Wind speed (m/s) | Airflow (m ³ /h) | Noise (dB) | Weight (kg) | Size (cm) |
|-------------|------------------|---------------------|-----------|------------------|-----------------------------|------------|-------------|-----------|
| HFM-3509-LY | 220/110 | 50/60 | 260 | 14-18 | 2600 | 56 | 12.5 | 90x22x23 |
| HFM-3512-LY | 220/110 | 50/60 | 400 | 14-18 | 3200 | 57 | 15 | 120x22x23 |
| HFM-3515-LY | 220/110 | 50/60 | 500 | 14-18 | 3800 | 59 | 19 | 150x22x23 |
| HFM-3518-LY | 220/110 | 50/60 | 600 | 14-18 | 4600 | 62 | 22.5 | 180x22x23 |
| HFM-3520-LY | 220/110 | 50/60 | 700 | 14-18 | 4600 | 62 | 24 | 200x22x23 |

Technical Parameter

| Model | Rated voltage(V) | Rated frequency(Hz) | Power (W) | Wind speed (m/s) | Airflow (m ³ /h) | Weight (kg) | Size (cm) |
|---------------|------------------|---------------------|-----------|------------------|-----------------------------|-------------|---------------|
| HFM-1509-LY-C | 220/110 | 50/60 | 240 | 14-16 | 1600 | 10.5 | 90*20.5*18.2 |
| HFM-1512-LY-C | 220/110 | 50/60 | 290 | 14-16 | 2000 | 12.5 | 120*20.5*18.2 |
| HFM-1515-LY-C | 220/110 | 50/60 | 380 | 14-16 | 2200 | 14.5 | 150*20.5*18.2 |
| HFM-1518-LY-C | 220/110 | 50/60 | 430 | 14-16 | 2400 | 16.5 | 180*20.5*18.2 |
| HFM-1520-LY-C | 220/110 | 50/60 | 430 | 14-16 | 2500 | 18.5 | 200*20.5*18.2 |

Recessed TH Series

Air Curtain

- 
 Suitable for all commercial settings
- 
 High-efficiency motor
- 
 Concealed installation
- 
 Centrifugal Light-Sound Turbine




Widely used in luxury shopping malls, stations, hotels, high-end restaurants, and other venues.

Technical Parameter

| Model | Rated voltage(V) | Rated frequency(Hz) | Power (W) | Wind speed (m/s) | Airflow (m ³ /h) | Weight (kg) | Size (cm) |
|-------------|------------------|---------------------|-----------|------------------|-----------------------------|-------------|-----------|
| HFM-3509-TH | 220 | 50 | 260 | 14-17 | 2600 | 16.1 | 92*29*23 |
| HFM-3510-TH | 220 | 50 | 300 | 14-17 | 2800 | 17.3 | 102*29*23 |
| HFM-3512-TH | 220 | 50 | 400 | 14-17 | 3200 | 20.5 | 122*29*23 |
| HFM-3515-TH | 220 | 50 | 500 | 14-17 | 3800 | 26.2 | 152*29*23 |
| HFM-3518-TH | 220 | 50 | 600 | 14-17 | 4400 | 29 | 182*29*23 |
| HFM-3520-TH | 220 | 50 | 700 | 14-17 | 4600 | 30.5 | 202*29*23 |

INSTALLATION HEIGHT WITHIN

4 meters







Industrial Air Curtains


This invisible air curtain works with the air conditioner to effectively keep warm air inside maintaining clean and warm air.



Industrial Air Curtain

- 
 Suitable for all commercial settings
- 
 High-efficiency motor
- 
 Rugged housing more durable
- 
 Centrifugal Light-Sound Turbine

Heavy-duty industrial model with wide airflow coverage. Suitable for factories, workshops, and large warehouses.



Technical Parameter

| Model | Rated voltage(V) | Rated frequency(Hz) | Power (W) | Wind speed (m/s) | Airflow (m ³ /h) | Weight (kg) | Size (cm) |
|---------------|------------------|---------------------|-----------|------------------|-----------------------------|-------------|---------------|
| HFM-4509-L-GA | 380 | 50 | 1300 | 25 | 3760 | 29 | 90x35.2x30.6 |
| HFM-4510-L-GA | 380 | 50 | 1400 | 25 | 4150 | 31 | 100x35.2x30.6 |
| HFM-4512-L-GA | 380 | 50 | 2000 | 25 | 5640 | 42 | 120x35.2x30.6 |
| HFM-4515-L-GA | 380 | 50 | 2600 | 25 | 7520 | 52 | 150x35.2x30.6 |
| HFM-4518-L-GA | 380 | 50 | 2800 | 25 | 8500 | 58 | 180x35.2x30.6 |
| HFM-4520-L-GA | 380 | 50 | 3300 | 25 | 9400 | 69 | 200x35.2x30.6 |